

Kotak BSE PSU Index Fund

An opportunity to invest in a diversified PSU index fund

How Big Are PSU's?

Total Market Cap of Top 500 Companies is ₹ 398.49 Tn*

Power
45%

Oil, Gas & Consumable Fuels
36%

Financial Services
31%

Capital Goods
29%

Construction
21%

Metals & Mining
13%


Services
8%

Consumer Services
6%

Source: AMFI, SEBI, BseIndia, KMAMC Internal. The sector(s)/stock(s) mentioned above do not constitute any recommendation of the same and we may or may not have any future positions in the sector(s)/stock(s). *Top 500 Companies on the basis of Market Capitalization. Data as on 28th June, 2024.

% of PSU Weight in Each Sector

PSU's: Diverse Sectors, Integral To Capital Markets



Visit www.bspsu.com for the entire list of companies. The sector(s)/stock(s) mentioned above do not constitute any recommendation of the same and we may or may not have any future positions in the sector(s)/stock(s). The above list is not exhaustive, there are other sectors apart from above where PSUs have presence for complete list of BSE PSU Index constituents pl refer http://www.bspsu.com/bsepsu_index.asp

Why Invest In PSU's?

Operates in Key sectors*

Beneficiary of government policy initiatives

Better shareholder rewards

Performance led by Re-Rating

*Key Sectors include Financial Services, Power, Oil and Gas, and Capital goods. the sectors mentioned do not constitute any recommendation of the same and we may or may not have any future positions in the said sectors.

Why Invest In Kotak BSE PSU Index Fund?



Diversified portfolio of **56 PSU stocks[^]** in BSE 500 Index



Disciplined investing via systematic investment



Semi annual basis rebalancing in June & December



Relatively low cost when compared to active managed funds



No biases as it tracks an index

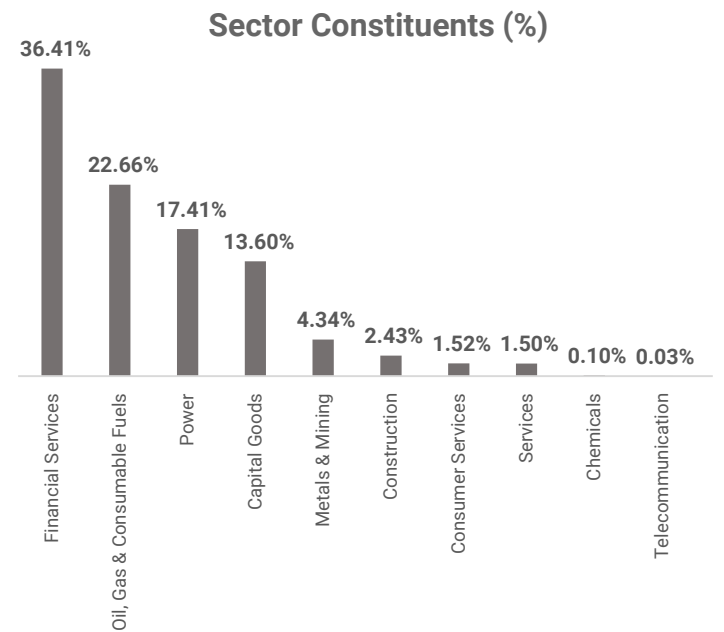
Source: BSE, www.bspsu.com, Data as on 28th June 2024. [^]For detailed index methodology kindly visit www.bspsu.com. The above data is used to explain the concept and should not be used for development or implementation of an investment strategy. Index is computed using float adjusted market capitalization.

Constituents, Sectors & Valuation

Market Cap	Weight (%)
Large Cap	76.97%
Midcap	17.18%
Smallcap	5.85%

Valuation Metrics#	
P/E	13.15
P/B	2.39
Dividend Yield	2.37

Top 10 Securities	Weight (%)
State Bank Of India	15.60%
Ntpc Ltd.	8.35%
Power Grid Corporation Of India	6.92%
Coal India Ltd.	5.49%
Bharat Electronics Ltd.	5.19%
ONGC Ltd	5.05%
Hindustan Aeronautics Limited	4.57%
Power Finance Corporation Ltd.	3.50%
Rec Limited	3.26%
Indian Oil Corporation Ltd.	3.03%



Source: BSE, Constituents as on 28th June 2024. Sector Classification has been considered for Sector constituents. The above portfolio composition and statistics pertain to BSE PSU Index The sector(s)/stock(s) mentioned above do not constitute any recommendation of the same and we may or may not have any future positions in the sector(s)/stock(s). AMFI sector classification to compute the allocation of market cap. #Source: Bloomberg. Data on 28th June 2024. P/E – Trailing 12 month price-earning ratio & P/B refer to Price to book ratio.

Scheme Features

Name of the Scheme: Kotak BSE PSU Index Fund

Category of Scheme: Others - Index Fund

Type of scheme: An open ended scheme replicating/tracking BSE PSU Index

Investment Objective: The investment objective of the scheme is to provide returns that, before expenses, corresponding to the total returns of the securities as represented by the underlying index, subject to tracking errors. However, there is no assurance that the investment objective of the Scheme will be achieved.

*Please refer to the Scheme Information Document (SID) of the scheme for complete details about minimum application amount for ongoing purchase. For detailed Asset allocation, please refer to Scheme Information Document (SID)

Benchmark Name: BSE PSU Index

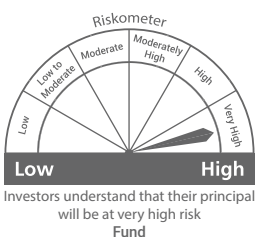
Fund Manager(s): Mr. Devender Singhal, Mr. Satish Dondapati and Mr. Abhishek Bisen

Minimum Application Amount During NFO

Initial Purchase (Non-SIP): Rs. 100/- and any amount thereafter

Additional Purchase (Non-SIP): Rs. 100/- and any amount thereafter

SIP Purchase: Rs. 100/- and any amount thereafter



KOTAK BSE PSU INDEX FUND

An open ended scheme replicating/tracking BSE PSU Index.

This product is suitable for investors who are seeking:*

- Long term capital growth.
 - Return that corresponds to the performance of BSE PSU Index subject to tracking error
- *Investors should consult their financial advisor if in doubt about whether the product is suitable for them.

(The product labelling assigned during the New Fund Offer is based on internal assessment of the Scheme Characteristics or the model portfolio and same may vary post NFO when actual investments are made)

Distributed By:

www.kotakmf.com | Toll free number 1800 309 1490 | 

MUTUAL FUND INVESTMENTS ARE SUBJECT TO MARKET RISKS, READ ALL SCHEME RELATED DOCUMENTS CAREFULLY.